



TRIAX

connecting the future



Taps and Splitter series

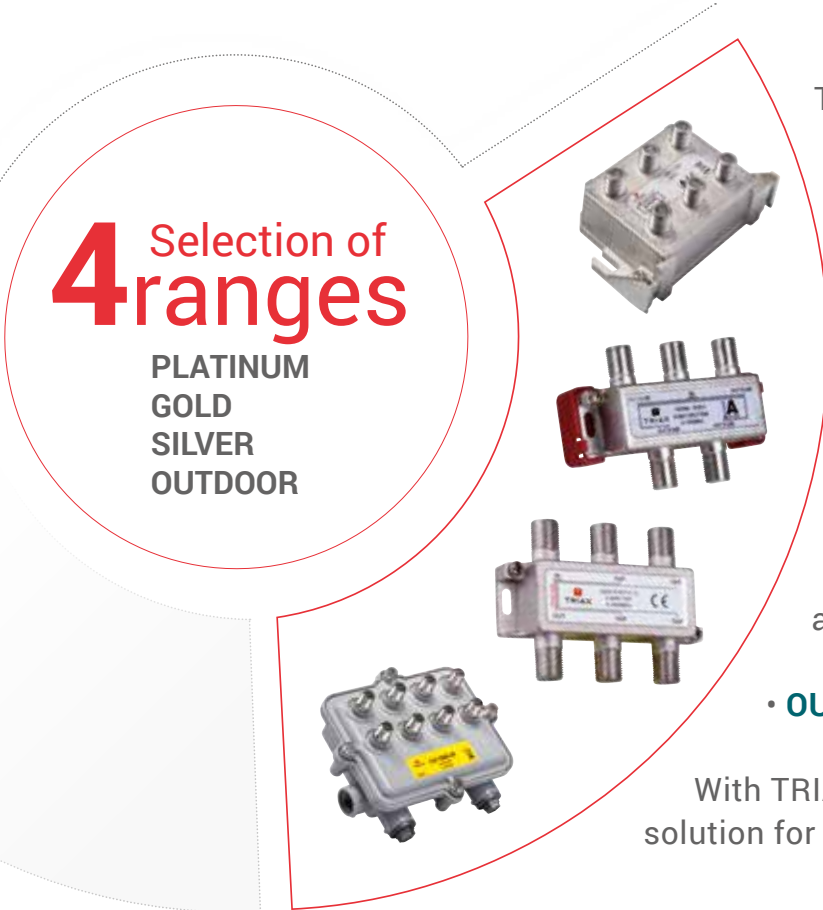
Platinum, Gold and Silver



[triax.com/splitters](https://www.comcast.com/splitters)

TRIAX Coaxial Taps and Splitters

The Right Choice



Triax has restructured and upgraded its coaxial Tap and Splitter assortment with a selection of application specific product families.

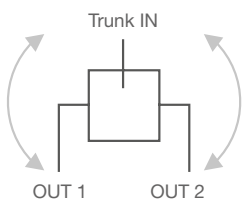
- **PLATINUM** which meets enhanced special characteristics for DOCSIS operation in CATV networks.
- **GOLD** for all-around use in SMATV distribution plants and the
- **SILVER** preferred for SAT-IF and MATV applications.
- **OUTDOOR** fully weather proofed (IP54).

With TRIAX you can always find the right solution for your distribution system.

Taps and Splitters - The Basics

Splitter

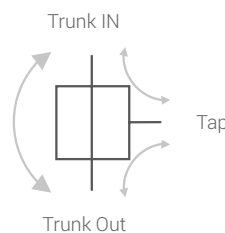
Splitters divide the signal from a trunk line into equal portions to the outputs.



Insertion Loss
Attenuation between IN and OUT.

Tap

Taps divide a small portion of the signal on the trunk line to tap lines.



Insertion Loss
Attenuation between Trunk IN and Trunk OUT.

Tap Loss
Attenuation between Trunk IN and Tap.

PLATINUM Range 1.2 GHz



The TRIAX "PLATINUM" Taps and Splitters are State of the Art components for use in coaxial indoor networks of bi-directional CATV distribution systems. The enhanced product performance are preferred for use to future proofed networks with DOCSIS 2.0 / 3.0 / 3.1 operation.

- Extended frequency range to 1.2 GHz
- Low intermodulation in return path (EN 60728-4)
- All ports are AC/DC blocked to avoid hum modulations.
- Die-cast enclosures with CuSn (white bronze) coating and soldered back plates provide very high shielding.
- High-quality F-connectors combined with CuSn coating create reliable connectivity and high ingress protection in humid environments.

GOLD Range 1.0 GHz



The TRIAX "GOLD" Taps and Splitters are used in standard coaxial CATV, SMATV and MATV networks operating with analogue PAL as well as digital DVB-C (QAM) and DTT (COFDM, DAB) signals.

- All ports are AC/DC blocked to avoid hum modulations.
- Die-cast enclosures with tin (Sn) coating and soldered back plates provide very high shielding.
- High-quality F-connectors combined with tin coating create reliable connectivity and high quality screening.
- Optional plastic brackets for passing the coaxial cable below the device and mounting vertically.

SILVER Range 2.4 GHz



The TRIAX "SILVER" Indoor Taps and Splitters are used in coaxial SAT-IF distribution networks operating with DVB-S/S2 (QPSK, 8PSK) or/and in MATV applications with DTT (COFDM, DAB) signals.

- All outputs of the splitters SCS are DC directed coupled via diodes to the input, the taps SCT pass DC power through the trunk path
- The die-cast enclosures are tin (Sn) coated and the back plates are soldered for very high shielding.
- Optional: plastic brackets for passing the coaxial cable below the device and for distribution of several SAT-IF lines by stacking of the splitters.

OUTDOOR Range 1.0 GHz



The TRIAX "CA" Taps and Splitters are used in CATV broadband networks up to 1 GHz outdoor. They are fully weather protected (IP54) high RFI shielded and offer long reliability through an aluminium alloy 360 housing with powder paint coating, woven metallic gasket, neoprene sealed and nickel plated brass "F" ports and 5/8" threat ports for hard tail connectors.

- The 5/8" ports allow high current through pass until 12/15 AC.
- All "F" ports for "TAP" are DC blocked at the inner conductor.
- The "F" models are special Trunk Line types and Power Inserters with built-in switches to activate AC power passing to each port.

TRIAX Coaxial Taps and Splitters

The product families

Platinum



**Indoor
CATV-DOCSIS 2.0/3.0/3.1**

Enhanced product characteristics including low intermodulation, extended frequency range and mechanical performance for use in future proofed CATV networks.

Low intermodulation EN 60728-4

Frequency
up to 1.2 GHz

Coating
CuSN

Splitters
VFC



Taps

AFC



Brackets

not required, cables match below the device

Gold



**Indoor
CATV, SMATV, MATV**

Excellent performance/price relation for use in all coaxial TV distribution networks without DC line feeding.

Frequency
up to 1.0 GHz

Coating
SN

Splitters
ACS/ACV



ACT

Taps



Brackets
optional

Silver



Indoor
SAT, MATV

Special wide band design for use in SAT-IF and MATV distribution systems. All splitters with 13/18V, 22 kHz pass through for SAT band switching and remote feeding. Taps with AC pass through over the trunk path.

Frequency
up to 2.4 GHz

Coating
SN

Splitters
SCS



Taps
SCT



Brackets
optional

Outdoor



Outdoor
CATV, SMATV

Full weather protection for outdoor use (IP54) in CATV access networks. Strap mounting or mounting on a bracket on the wall.

Frequency
up to 1.0 GHz

Coating
Powder paint

Splitters
CA



Taps
CA



Brackets
optional









Platinum 1.2 GHz











Assortment and characteristics

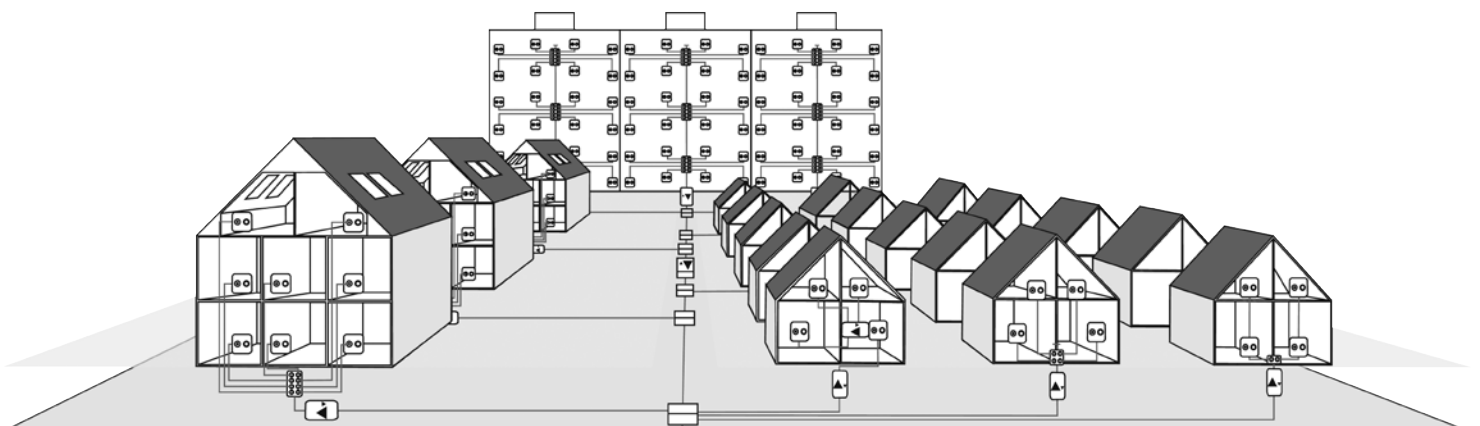


Common Features

- Excellent performance for CATV with DOCSIS 2.0/3.0/3.1 operation
- Frequency range 5 MHz up to 1.2 GHz
- Low intermodulation <math><15\text{ dB}\mu\text{V}</math> after surge @ output level 120 dB μV on return path
- All ports AC/DC blocked at inner conductor
- High shielding of 110 dB
- Return loss Grade 2 (>18 dB)
- F- female connectors compliant EN 61169-24, spring clips brazen of phosphor bronze tinplated
- Die-cast housing with high quality white bronze (CuSn) coating
- According EN 50083-2, EN 60728-4
- More data on webpage www.triax.com

	Group	Type	Part No.	Tap Loss in-tap	Insert. Loss in-out 862 MHz	Isolation tap-tap 862 MHz	Isolation out-tap 862 MHz
SPLITTERS							
		2-way splitter	VFC 0421	343012	3,7 dB	>20 dB	
		3-way splitter	VFC 0631	343013	5,5 dB	>20 dB	
		4-way splitter	VFC 0741	343014	7,5 dB	>20 dB	
		6-way splitter	VFC 1061	343016	11,0 dB	>20 dB	
		8-way splitter	VFC 1281	343018	12,5 dB	>20 dB	

		Group	Type	Part No.	Tap Loss in-tap	Insert. Loss in-out 862 MHz	Isolation tap-tap 862 MHz	Isolation out-tap 862 MHz
TAPS								
		1-way tap	AFC 0611	343100	7 dB	2.3 dB	-	22 dB
		AFC 0811	343101	8.5 dB	1.7 dB	-	26 dB	
		AFC 1211	343102	12 dB	0.9 dB	-	28 dB	
		AFC 1611	343103	16 dB	0.7 dB	-	30 dB	
		AFC 2011	343104	20.5 dB	0.5 dB	-	33 dB	
		AFC 2411	343105	24 dB	0.5 dB	-		
		2-way tap	AFC 0921	343131	8.5 dB	3 dB	30 dB	22 dB
		AFC 1221	343132	13 dB	1.5 dB	40 dB	24 dB	
		AFC 1621	343133	16.5 dB	1.0 dB	42 dB	28 dB	
		AFC 2021	343134	20.5 dB	1.0 dB			
		4-way tap	AFC 1241	343135	12 dB	4.6 dB	32 dB	26 dB
		AFC 1641	343136	16.5 dB	2.5 dB	36 dB	36 dB	
		6-way tap	AFC 1661	343137	16 dB	6.0 dB	36 dB	26 dB
		8-way tap	AFC 1681	343138	16 dB	8.0 dB	35 dB	25 dB








Gold 1.0 GHz












Assortment and characteristics



Common Features

- All round performance for use in CATV, SMATV, MATV
- Frequency range 5 MHz up to 1.0 GHz
- All ports AC/DC blocked at inner conductor
- High shielding of 110 dB
- Return loss Grade 2 (>18dB)
- F- female connectors compliant EN 61169-24, spring clips brazen of phosphor bronze tinplated
- Die-cast housing with tin (Sn) coating
- According EN 50083-2 and EN 60728-4
- More data on webpage www.triax.com

	Group	Type	Part No.	Tap Loss in-tap	Insert. Loss in-out 862 MHz	Isolation tap-tap 860 MHz	Brackets order No.
SPLITTERS							
		2-way splitter	ACS 2	343242	3.6 dB	28 dB	343232
		3-way splitter	ACS 3	343243	6.5 dB	24 dB	343233
		4-way splitter	ACS 4	343244	8.2 dB	26 dB	343233
		6-way splitter	ACS 6	343246	10.5 dB	26 dB	343235
		8-way splitter	ACS 8	343248	12.3 dB	26 dB	343235














	Group	Type	Part No.	Tap Loss in-tap	Insert. Loss in-out 862 MHz	Isolation tap-tap 860 MHz	Brackets order No.	
SPLITTERS, ONE-SIDED CONNECTORS								
	4-way splitter	ACV 4	343252		8 dB	27 dB	343236	
	6-way splitter	ACV 6	343253		10.5 dB	27 dB	343236	
	8-way splitter	ACV 8	343254		12 dB	27 dB	343236	
	12-way splitter	ACV 12	343255		14 dB	23 dB	343236	
	16-way splitter	ACV 16	343256		0.5 dB	23 dB	343236	
TAPS								
		1-way tap	ACT 1-6	343258	6 dB	2.8 dB	-	343232
			ACT 1-8	343259	8 dB	2.1 dB	-	343232
			ACT 1-12	343260	12 dB	1.0 dB	-	343232
			ACT 1-16	343261	16 dB	1.0 dB	-	343232
			ACT 1-20	343262	20 dB	1.0 dB	-	343232
			ACT 1-24	343263	24 dB	1.0 dB	-	343232
		2-way tap	ACT 2-8	343265	8 dB	4.0 dB	24 dB	343233
			ACT 2-10	343266	10 dB	3.2 dB	26 dB	343233
			ACT 2-12	343267	12 dB	2.3 dB	26 dB	343233
			ACT 2-16	343268	16 dB	1.2 dB	26 dB	343233
			ACT 2-20	343269	20 dB	1.0 dB	26 dB	343233
			ACT 2-24	343270	24 dB	1.0 dB	26 dB	343233
		3-way tap	ACT 3-10	343273	10 dB	4.2 dB	25 dB	343233
			ACT 3-12	343274	12 dB	4.2 dB	25 dB	343233
			ACT 3-16	343275	16 dB	2.2 dB	25 dB	343233
			ACT 3-20	343276	20 dB	1.5 dB	25 dB	343233
			ACT 3-24	343277	24 dB	1.0 dB	25 dB	343233



Gold 1.0 GHz

Assortment and characteristics



	Group	Type	Part No.	Tap Loss in-tap	Insert. Loss in-out 862 MHz	Isolation tap-tap 860 MHz	Brackets order No.	
TAPS								
 	4-way tap	ACT 4-10	343279	10 dB	4.0 dB	26 dB	343234	
		ACT 4-12	343280	12 dB	4.0 dB	26 dB	343234	
		ACT 4-16	343281	16 dB	2.4 dB	26 dB	343234	
		ACT 4-20	343282	20 dB	1.3 dB	26 dB	343234	
		ACT 4-24	343283	24 dB	1.0 dB	26 dB	343234	
 	6-way tap	ACT 6-12	343285	13 dB	4.5 dB	21 dB	343235	
		ACT 6-16	343286	16.5 dB	3.0 dB	21 dB	343235	
		ACT 6-20	343287	20.5 dB	2.0 dB	22 dB	343235	
		ACT 6-24	343288	24.5 dB	1.3 dB	22 dB	343235	
 	8-way tap	ACT 8-16	343289	16.5 dB	3.0 dB	24 dB	343235	
		ACT 8-20	343290	20.5 dB	2.0 dB	24 dB	343235	
		ACT 8-24	343291	24.5 dB	1.3 dB	24 dB	343235	
	12-way M-tap unsymmetrical	ACT 12 M	343292	13...22 dB	-	31 dB	-	
	12-way M-tap unsymmetrical	ACT 16 M	343293	13...25.5	-	26 dB	-	
BRACKETS								
	Plastic brackets for ACS + ACT		ACB-S (small)				343232	
			ACB-M (medium)				343233	
			ACB-L (large)				343234	
			ACB-XL (xlarge)				343235	
			ACB-V				343236	
		Plastic brackets for ACV, for vertical mounting						
								
Small	Medium	Large	Xlarge	Vertical				



TRIAx








Silver 2.4 GHz

Assortment and characteristics







Common Features

- Special performance for use in SAT-IF and MATV distribution networks
- Frequency range 5 MHz up to 2.4 GHz
- DC/AC pass trough max. 25 V/0,5 A over all IN-OUT paths, outputs of splitters DC decoupled by diodes
- High shielding of 110 dB
- Return loss Grade 3
- F- female connectors
- High-quality die cast housing tin (SN) coated
- Optional plastic brackets for passing the cable under the product
- More data on webpage www.triax.com



	Group	Type	Part No.	Tap Loss in-tap	Insert. Loss in-out 2150 MHz	Isolation tap-tap	Brackets optional order No.
SPLITTERS, DC PASS ON OUTPUTS							
	2-way splitter	SCS 2	349802	-	5.5 dB	24 dB	342100
	3-way splitter	SCS 3	349803	-	10.0 dB	23 dB	342100
	4-way splitter	SCS 4	349804	-	10.5 dB	22 dB	342100
	6-way splitter	SCS 6	349806	-	15.5 dB	23 dB	342102
	8-way splitter	SCS 8	349808	-	16.5 dB	23 dB	342102

Group	Type	Part No.	Tap Loss in-tap	Insert. Loss in-out 2150 MHz	Isolation tap-tap	Brackets optional order No.
-------	------	----------	-----------------	------------------------------	-------------------	-----------------------------


SPLITTERS. 1 OUTPUT DC PASS							
		2-way splitter	SCS 2B	349812	8 dB	27 dB	343236


		4-way splitter	SCS 4B	349814	-	5.5 dB	24 dB	342100
---	---	----------------	--------	--------	---	--------	-------	--------



TAPS

		1-way tap	SCT 1-8	342108	8 dB	3.5 dB	-	342100
			SCT 1-10	342110	10 dB	2.5 dB	-	342100
			SCT 1-12	342112	12 dB	2.3 dB	-	342100
			SCT 1-16	342116	16 dB	1.9 dB	-	342100
			SCT 1-20	342120	20 dB	1.5 dB	-	342100
			SCT 1-24	342124	24 dB	1.5 dB	-	342100


		2-way tap	SCT 2-10	342210	10 dB	4.5 dB	29 dB	342100
			SCT 2-12	342212	12 dB	3.6 dB	28 dB	342100
			SCT 2-16	342216	16 dB	3.5 dB	31 dB	342100
			SCT 2-20	342220	20 dB	2.9 dB	34 dB	342100

		4-way tap	SCT 4-12	342412	12 dB	4.5 dB	32 dB	342100
			SCT 4-16	342416	16 dB	3.2 dB	24 dB	342100
			SCT 4-20	342420	20 dB	1.7 dB	23 dB	342100
			SCT 4-24	342424	24 dB	1.8 dB	24 dB	342100

		6-way tap	SCT 6-16	342616	16 dB	4.8 dB	23 dB	342102
			SCT 6-20	342620	20 dB	3.9 dB	23 dB	342102
			SCT 6-24	342624	24 dB			342102

		8-way tap	SCT 8-16	342816	16 dB	4.6 dB	23 dB	342102
			SCT 8-20	342820	20 dB	3.9 dB	24 dB	342102

BRACKETS

	Bracket small	BS	342100
	Bracket large	BL	342102

You can stack the taps and splitters with brackets.









Outdoor 1.0 GHz

Assortment and characteristics


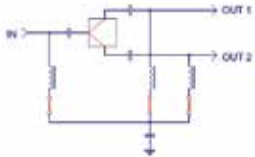



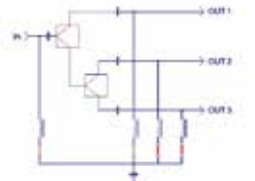
Technical Data

- Outdoor range of taps and splitters for trunk and line distribution CATV networks
- Fully weather protected, class IP 54
- Frequency range 5 MHz up to 1.0 GHz
- High current capability: Line taps max.12 AC, F-models for Trunk max.15 AC
- AC paths selectable
- Surge protection 1kV 1,2/50 μ s
- Shielding Class A (EN 50083-2)
- 5/8" threat connectors for hard tails and F-connectors DC- blocked
- High-quality aluminum alloy housing with powderer paint coating


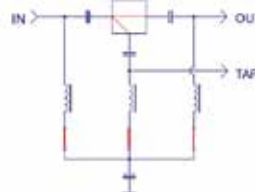
	Group	Type	Part No.	Tap Loss in-tap	Insert. Loss in-out 862 MHz	Isolation tap-tap	
SPLITTERS							
		2-way splitter	CA 1002-4	343502	-	4.0 dB	22 dB
		4-way splitter	CA 1004-8	343508	-	8.0 dB	20 dB
		8-way splitter	CA 1008-11	343513	-	11,5 dB	20 dB
TAPS							
		2-way tap	CA 1002-8	343503	8 dB	4.7 dB	22 dB
			CA 1002-11	343504	11 dB	2.4 dB	20 dB
			CA 1002-14	343505	14 dB	1.5 dB	20 dB
			CA 1002-17	343506	17 dB	1.5 dB	20 dB
			CA 1002-20	343507	20 dB	1.1 dB	20 dB
		4-way tap	CA 1004-11	343509	11 dB	4.4 dB	20 dB
			CA 1004-14	343510	14 dB	2.3 dB	20 dB
			CA 1004-17	343511	17 dB	1.7 dB	20 dB
			CA 1004-20	343512	20 dB	1.3 dB	20 dB
		8-way tap	CA 1008-14	343514	15 dB	4.4 dB	20 dB
			CA 1008-17	343515	18 dB	3.0 dB	20 dB
			CA 1008-20	343516	20 dB	1.9 dB	20 dB


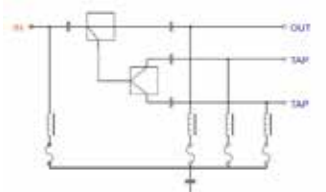
SPLITTERS WITH BUILT-IN SWITCHES TO ACTIVATE AC POWER AT EVERY OUTPUT

Group	Type	Part No.	Tap Loss in-tap	Insert. Loss in-out 862 MHz	Isolation tap-tap
 2-way splitter Diagram	CA 1002-4F	343520		4.3 dB	20 dB
					


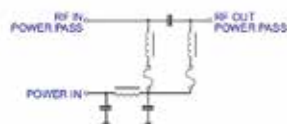
 3-way splitter unbalanced loss Diagram	CA 1003-8F	343521		1 x 5.2 dB 2 x 9.0 dB	20 dB
					

TAPS WITH BUILT-IN SWITCHES TO ACTIVATE AC POWER AT EVERY OUTPUT


 1-way tap Diagram	CA 1001-8F	343522	8.5 dB	2.4 dB	
	CA 1001-12F	343523	12 dB	1.7 dB	
	CA 1001-16F	343524	16 dB	1.7 dB	
					

 2-way tap Diagram	CA 1002-12F	343525	12 dB	2.9 dB	20 dB
	CA 1002-16F	343526	16 dB	2.2 dB	20 dB
					

POWER INSERTER

 Remote feed current: 10 A max/output 20 A in sum	CA 1000 B	389294		1.3 dB	
					

BRACKETS

 Mounting bracket	CA 1000 B	389294			
---	-----------	--------	--	--	--



TRIAX
connecting the future

Contact
triax.com/contact

Headquartered in Denmark, TRIAX is an international supplier of innovative, high-tech solutions for the reception and distribution of video, audio and data signals. The company's products and solutions are used by broadcasters, cable operators, local closed networks and domestic dwelling.

TRIAX has 9 sales subsidiaries generating a turnover of approx. €90M and operates in more than 60 distributor countries. The TRIAX team consists of 350 employees and is owned Polaris Private Equity.

See triax.com for further info.

Copyright © 2016 TRIAX. All rights reserved. The TRIAX Logo and TRIAX, TRIAX Multimedia are registered trademarks or trademarks of the TRIAX Company or its affiliates.
All specifications in this brochure are subject to change without further notice.

04-2017 - B



triax.com